

TMR6201

Single Channel TMR Magnetic Pattern Recognition Sensor

General Description

The TMR6201 is a type of single channel magnetic pattern recognition sensor with high sensitivity, high signal-to-noise ratio performance, it is used for detecting paper bills, bank notes and security documents with magnetic anti-counterfeiting consists. The TMR6201 consists of high sensitivity TMR magneto-resistance sensor, high-quality magnet, high strength plastic base and durable metal case.

Features and Benefits

- High sensitivity and excellent gap performances
- Output voltage is independent of scanning speed
- Differential output, high CMRR performance
- Single channel detection, 5mm detection width
- Compact size, suitable for gapless placement
- Simple structure for low cost solutions

Applications

- Bill counter and validator
- Bill sorter
- Magnetic ink document reader
- Automatic vending machines and validator modules



TMR6201

Block Diagram & Pin Configuration

Block Diagram

Bottom View

Pin	Name
1	V-
2	V _{CC}
3	V+
4	GND & Shell GND

Absolute Maximum Ratings

Parameter	Symbol	Rating	Unit
Maximum Supply Voltage	V_{CC}	5.5	V
Operating Temperature	T_A	-20 ~ 65	°C
Storage Temperature	T_{stg}	-30 ~ 85	°C
Operating Humidity	HMD	10 ~ 90 (no dew)	%RH
ESD (HBM)	V_{HBM}	2000	V

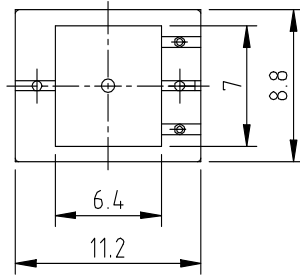
Electrical Property ($V_{CC}=5V$, $T_A=25^\circ C$)

Parameter	Symbol	Conditions	Min	Typ	Max	Unit
Sensitivity	$S^{(1)}$			TBD		V
Resistance	R	No external magnetic field	1		5	kOhm
Output Offset Voltage	V_{offset}			2.5		V
Noise	$V_{nw}^{(2)}$			50		μV_{pp}
Surface Magnetic Field	B	On sensing surface(S pole)		800		G
Detecting Width	W			5		mm
Resolution	T			0.475		mm

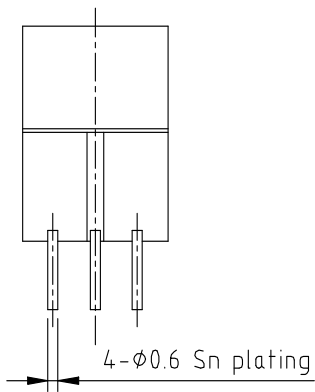
Notes:

- (1) According to the MultiDimension sensitivity measurement.
- (2) The amplifier's gain is 80dB@1kHz, no external magnetic field applied, measure the peak-to-peak voltage V_{pp} , then $V_{nw} = V_{pp}/10000$.

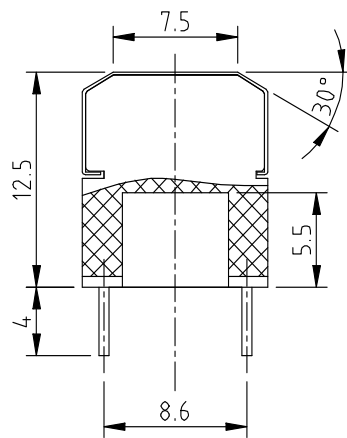
Outline Drawing and Dimensions



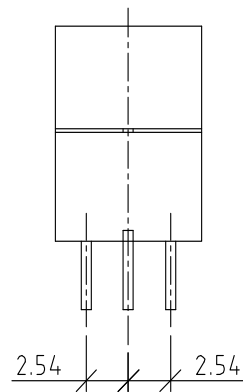
BOTTOM VIEW



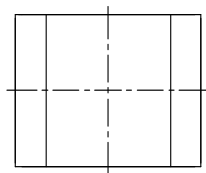
RIGHT VIEW



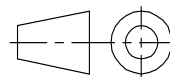
FRONT VIEW



LEFT VIEW



TOP VIEW

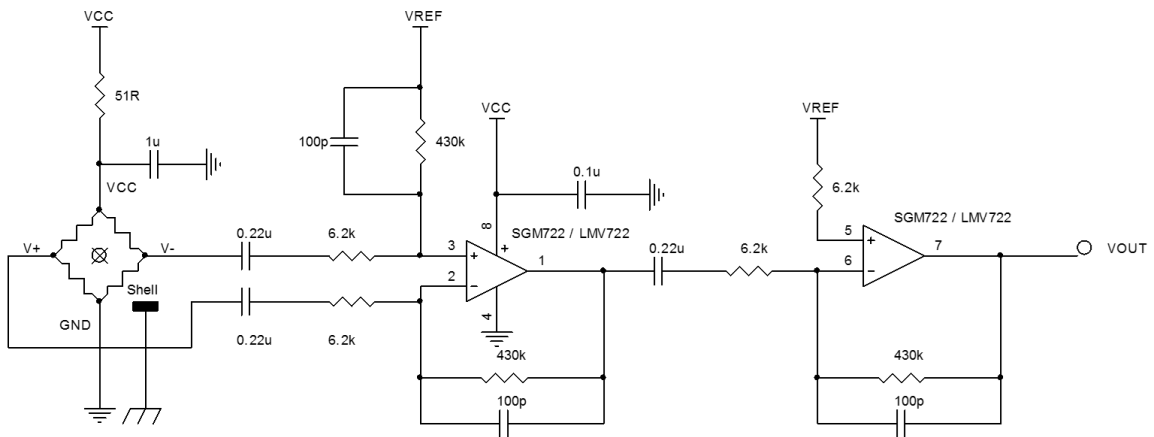


Case: plastic

Cover: stainless steel thickness 0.2mm

unit:mm

Recommended Application Circuit



Notes:

Shell GND pin should be connected to the shielding ground.



MULTI[™]
DiMENSION
Sensing the Future

多维科技
感知未来

American Electronic Components Inc.

1101 Lafayette Street, Elkhart, Indiana 46516, United States of America.

Web: www.aecensors.com Email: sales@aecensors.com

Toll: 888 847 6552, Tel: +1 574 293 8013

The information provided herein by MultiDimension Technology Co., Ltd. (hereinafter MultiDimension) is believed to be accurate and reliable. Publication neither conveys nor implies any license under patent or other industrial or intellectual property rights. MultiDimension reserves the right to make changes to product specifications for the purpose of improving product quality, reliability, and functionality. MultiDimension does not assume any liability arising out of the application and use of its products. MultiDimension's customers using or selling this product for use in appliances, devices, or systems where malfunction can reasonably be expected to result in personal injury do so at their own risk and agree to fully indemnify MultiDimension for any damages resulting from such applications.